

A.C.C.G.C.
Bernice Thach
4500 N. Ridge Road
Wichita, Kansas 67205



A.C.C.G.C.

Air Capital Carnival Glass Club

January – February
2009



Lee Markley
Box 306
Mentone, Indiana 46539

46539+0306 8004



Air Capital Carnival Glass Club

President

Don Kime

15201 E. 47th Street

Derby, Kansas 67037

(316) 733-8424

glassman133@pixius.net

Vice President

Rod Dankert

911 S. Sagebrush Court

Wichita, Kansas 67230

(316) 218-1099

RDankert@cox.net

Secretary

Randy Thach

4500 N. Ridge Road

Wichita, Kansas 67205

(316) 722-5837

accgc@cox.net

Treasurer

Dick Elder

2217 W. Harborlight Ct.

Wichita, Kansas 67204

(316) 684-1019

d_elder@hotmail.com

Newsletter Editor

Bernice Thach

4500 N. Ridge Road

Wichita, Kansas 67205

(316) 722-5837

accgc@cox.net

Web Master - Jerry Kudlac

12208 SW 9th Place

Yukon, Oklahama73099

(405) 577-2519

Web Site

www.aircapitalcarnivalglass.com/

Photographs by Jerry Kudlac & Bernice Thach.

Some photographs copied with permission from the San Diego Carnival Glass Club & the Southern California Carnival Glass Club & Dave Doty's website.

Send new or renewal memberships & address changes to Randy Thach.

Contact information for our convention can either be obtained from Virgil Wiebe.

For information & articles for our newsletter contact Bernice Thach.

Air Capital Newsletter & Advertising Policy is listed on the last page of this newsletter.

Please notify Dick & Jennie Hostetler our Courtesy Committee on any deaths or illnesses.
(405) 324-0758

djhok@cox.net

Permission granted for the Heart of America Series
By Bob Grissom

Membership Application

If you are interested in becoming a member or renewal, please fill out the form below and mail your payment to.

Randy Thach / 4500 N. Ridge Road / Wichita, Kansas 67205

Membership is \$20.00 per year for U.S. citizens.

\$22.50 for our Canadian Friends & \$25.00 for other Foreign Memberships.

Membership fees must be paid no later than December to continue receiving this newsletter.

Air Capital Carnival Glass Club Policy Statement is listed on the last page of this newsletter.

Name _____

Address _____

Telephone _____

E-mail Address _____

Please print clearly & fill out all the blanks.

Air Capital Meetings 2009

Meet for lunch at 12:30

Meeting at 1:30

Lunch and meeting will be held in a meeting room

at the Best Western Holiday Inn

6825 W. Kellogg

Wichita, Kansas

February 1st, 2009

For Winter, program on Ice Colors.

April 5th, 2009

For Spring, program on Floral Patterns.

June 7th, 2009

For Summer, program on Fruit Patterns.

August 2nd, 2009

As the children fly away to school,
program on bird patterns.

October 4th, 2009

For Fall, program on Marigold.

Please make plans this year to attend the Air Capital Convention.

It will be held October 14th – 17th at the

Best Western Holiday Inn

6825 W. Kellogg

Wichita, Kansas

Correspondence from Grace Rinehart

Received ACCGC news yesterday. It's a good one about convention with nice colored pictures.

Enjoyed articles you had in on Heart of America series. We have the Brides Basket and don't think it is the ones he has mentioned. We've had it for 20 years or longer. I'll write a story on it if I can and send pictures. Your article showed it blue but ours appears amethyst for bowl and the handle a clear like shade of bright purple. It's hard to describe.

Don Kime sent auction list. Wanted to send in dues before I get covered up in Christmas mail. Thank you for the hard work.

Correspondence from Pete & Paula Bingham
I am a long way from y'all but we think of y'all. Lonely Christmas as
I miss my Daddy & kids.....And friends like y'all.
Love Pete & Paula



CHRISTMAS 2008

HANSVILLE, WASHINGTON

As you can see on the left, this is the main reason there were no Christmas Cards sent this year. (This is our driveway) Pete was driving from the east coast through snow blizzards (in a Bucket Truck) and I couldn't even get out of the driveway (actually stuck) ...snow bound...for nearly two weeks. Not typical at all but it was fun. I just wish my Grandkids could have been here to build those snowmen they always want at Christmas.....

Merry Christmas and Happy New Year to all...

This move has put us a long way from most of you but we hope that we can do more next year to see everyone. Pete spent the last two winters in Alaska and when he finally gets closer....he has Alaska come to him. He is working in Portland, Oregon now and is a lot closer to home. I can say we've had quite a few visitors since we moved up here. It's a great place to visit...but please don't move here....it's full. If you get the chance though, we sure have a great place to put you while you experience the Northwest.



LOVE PAULA AND PETE

paulanopoint@yahoo.com

360 881-0313 home

Happy New Year...

Pete & Paula Bingham
6148 NE Twin Spits
Hansville, WA. 98340

*Our From View to Puget Sound the & Cascade Mountains
with Mt. Baker peeking behind the tree.*

Romeo & Juliet Plate

By Don Kime

I wrote an article sometime ago about this plate, but felt like it should come out again.

Roland & I went to Oklahoma City many years ago & while rummaging around in one antique shop, found this plate. It's unusual & neither of us had seen one before. We bought it & kept wondering its history. I wrote Mr. Fenton & the letter following is his reply. On the front at the top it has lettering Romeo & Juliet. At the bottom it has Valentines Day 1972. On the back appears these words: "Famous Lovers", the Fenton Logo, No. 1 in an annual series of collector's plates commemerating Valentines day. Underneath in very very small letters, the words" "Kensinton Glass and China Company".





F E N T O N

Handcrafted Glass Artistry Since 1905

July 26, 2000

Donald E. Kime
15201 E 47 S
Derby Kansas 67037

Dear Don:

Thanks for your letter of July 16th about the Romeo and Juliet plate. Back about 1972, a lady named Louise Goldstein came to us to see if we would make a special plate. She wanted to start a series of plates which she was going to call the Famous Lovers series. She had a business named the Kensington Glass and China Company located somewhere in the Baltimore, Maryland area.

We agreed to make the first plate, Romeo and Juliet. She wanted them made in Carnival Glass and in an opaque blue color. I think Tony Rosena designed the plate for her, but I'm not sure of that. She may have had her own design.

Anyway, we took the order, but during production of the Carnival Glass plate, we had a lot of trouble with plates cracking. It appeared that there were very thick and very thin places in the bottom of the plate, so one portion of the plate was cooling faster than the other. We had a great deal of difficulty. After several tries with no success, we told Mrs. Goldstein that we just could not make it in Carnival. The blue pieces turned out alright, but evidently the process of spraying the pieces added an extra stress that caused the production difficulties.

The base color of the Carnival Glass plate was a transparent orange color, not really amber. Then we iridized that. It was the same coloring we had in our regular line at that time. We called it Orange Carnival.

That's about all I can remember about it except that we did make a fair number of the opaque blue pieces but only a few of the Orange Carnival.

I don't think the project was very successful for the Kensington Company, so they decided not to proceed with the rest of the series.


Sincerely,

Frank M. Fenton



Frank M. Fenton

December 1st, 1915 - August 9th, 2005



Williamstown, West Virginia (AP) – Frank M. Fenton, the longtime president of Fenton Art Glass and son of its founder, died August 9th, 2005. He was 89.

Fenton, the fifth child and first son of Frank L. Fenton, was born December 1st, 1915. He attended grade school in Williamstown, but crossed over the Ohio River to Marietta, Ohio, to attend high school. He entered Marietta College in September 1932 and graduated with a bachelor of arts degree in 1936.

He began working for the family company while in college. He tried several times to get a summer job at the factory, but his father turned him down, saying others needed the work more than he did. Finally, he was given a position by his uncle.

For nearly four decades, Frank along with his brother Bill headed Fenton Art Glass.

“He was a great leader and certainly provided a lot of support and advice,” said his son George Fenton, CEO and current president of Fenton Art Glass. “He was personally very caring and, in business, very wise and very astute.”

PRAYER RUG BON-BON



Heart of America Carnival Glass Association
Educational Series 1
Copyright 1990
Prayer Rug in Carnival over Custard Glass

The "Prayer Rug" pattern is described and illustrated in Hartung Book 8 page 45. It is also shown in color in Bill Edwards book on "The Early Years of Fenton Carnival Glass". Both authors list it as being rare. It was made by the Fenton Art Glass Company and is listed only in the two handled bon-bon pictured.

It has a beautiful iridized marigold overlay on true custard glass. The base glass is different from the marigold overlay milk glass and moonstone pieces. It is also decidedly different from the peach opalescent glass that was made by Dugan-Diamond and in somewhat lesser amounts of Fenton and Westmoreland. You will occasionally see these "Prayer Rug" bon-bons in custard without the iridescence, but to find one in Carnival glass is a rarity.

Vintage Banded

By Jerry Kudlac

The Vintage Banded pattern is described as a “Grape and Leaf design with two bands of diagonal lines”, one band at the top and one band at the bottom of the mug or pitcher

It is similar to Dugan’s Vintage perfume and powder jar, but with two bands. The Vintage Banded mug was shown in the Butler Brothers catalog from 1922 through 1930, which would indicate that it was made during the Diamond period. It was advertised as “Iridescent Mug - 7 oz., handled grape embossed, golden iridescent - 1 doz. Pkg. \$1.15 ”.

The Vintage Banded mug is considered to be one of the most common mugs found in carnival glass, but there are some rarities in this pattern. The only amethyst mug that has been documented is shown on page 146 of Carl O. Burn’s book, “Dugan and Diamond Carnival Glass 1909-1931”. A rare smoke colored mug sold in 2003 for \$900. John Britt reported several examples of light green mugs with marigold iridescence and David Doty’s web site reports an aqua or powder blue mug selling in 2004.




Pink



I have been able to find several mugs in light green with marigold iridescence and one in a dark pink glass with marigold iridescence. The color of the glass can usually be seen by looking at the base and the lower band of the mug but it can be difficult to see. The lower band of the mug seems to have the least amount of iridescence. Other times the handle will have little to no iridescence and the color can be seen there as well. The marigold iridescence on the mug, like most carnival glass, will vary from a light marigold to a dark orange. The light green and pink mugs that I have found seem to have the darkest iridescence. For comparison, three mugs are shown in the photographs are: crystal or clear glass with marigold iridescence, light green glass with marigold iridescence and pink glass with marigold iridescence.

So far, I haven't found the powder blue, smoke or an amethyst mug, but you never know when or where you might find them.



Northwood's Butterfly Bon Bon

Heart of America Carnival Glass Ass. Educational Series 1

Copyright 1990

Color Photographs courtesy of Dave Doty

The Northwood "Butterfly" bon-bons were made with a smooth or plain exterior as well as the more rare threaded back type that is pictured here.




Unusual Reverse Pattern

The plain back examples have been reported in amethyst, blue, marigold, purple and green. One has been found in a true smoke color. The threaded or ribbed back examples are known in purple, marigold, green electric blue and ice blue. The purple example is seen more often with the ice blue example being the most rare. They are desirable in any color.

The different variations found in Carnival glass patterns have always been amazing and interesting. Actually, there are hundreds of these variants throughout the entire Carnival glass field.

It is quite understandable why a different company would produce a somewhat varied version of a given piece of glass. It is less explainable, however, and certainly very interesting, why the same manufacturer would make these variations in the same piece of glass.



The beautiful handled “Northwood’s Butterfly” bon-bons have a Large butterfly in the center of the bon-bon. The butterfly sits on a background of alternating plain and stippled rays. Usually these bon-bons are plain or smooth on the reverse side. The variant has the threaded back. Both types contain the underlined “N” in a circle pressed into center of the underside of the base. This threaded type is most often seen in purple. Three of these have been seen in ice blue and are considered rare. None have been found in aqua opal, white or pastel green, but it is possible that they might exist. In any color, they are indeed a very fine piece of Carnival glass and would add to any collection.



PER MAR

This is a
an article
B
Roy I
in Decer

Shown in the two photographs are a lamp and a lamp shade that I acquired in 2005, and the lamp approximately one month later on eBay. The shade was made by and Diane Weatherbee for use in Ron Britt's and my seminar on Iridescent Lamps. It is probably larger than most electric shades, however, the bottom flaring to 8 inches, it was probably used for a ceiling light, or perhaps as the central light on a five light chandelier. The maker is unknown, although it is almost surely Czechoslovakian in origin. I found it on ebay in early November, 2005. It came with a marigold Fine Ribbed metal harp-like opening in which it was suspended. As soon as I saw the lamp I contacted the seller (Tom Lent in Sanford, Florida) and got the dimensions of the opening and became the happy owner. Rest assured, as soon as the lamp arrived I unpacked it, and the lamp and amp looked like they had been made for each other, an impression that was confirmed when I finds a long sought-for stopper or lid, or one who completes a rare table set. I have collected over the years, most of them acquired during 20 years in the army. I have many true antiques (except for the carnival glass), the lamp fits in very

A PERFECT MARRIAGE

repeat of
the written
by:
Hiegar
November 2005



Recently, but separately, the shade at the Air Capital Convention in October
one of several iridized, painted shades brought to the convention by Dick
Lighting. The shade is of electric type with a 2 ¼ inch fitter. It is consider-
s, probably to accommodate a larger than usual bulb. I thought it was
it chandelier, or it could conceivably have been made for a floor lamp. The
was intrigued with the shade and bought it from the Weatherbees. The lamp
shade (maker unknown) that looked too small for the lamp, and for the
gan wondering how it and the above shade would look together. I emailed
ing. They seemed perfect for my shade. When the bidding was over I was
d put the shade in place, and WOW! A perfect marriage. The shade and
confirmed when I added a bulb and turned it on. I felt like the collector who
We have a number of things (too many by some estimates) that we have
They contribute to our “eclectic style” of decorating. Although we don’t
well, a great looking desk lamp, and a perfect marriage of lamp and shade.



Heart of America Carnival Glass Ass. Educational Series I
Copyright 1990

Color Photographs courtesy of Dave Doty

Although this article is about the Stippled Bonbon which is much rarer than the unstippled one, the pictures above are of the unstippled bon bon.

Fruits & Flowers Bon Bon With the Stippled Background

The stippling on the background of the “Fruits & Flowers” bonbon is quite visible. These bonbons are usually entirely smooth on the surface behind the pattern (as pictured above). On this stippled variant however, the stippling covers the inside of the bowl except for a space in the center about the size of a silver dollar and an area about $\frac{3}{4}$ inch wide along the outer edge of the bowl. The stippling actually covers all of the area that is directly behind the “Fruits & Flowers” pattern. These stippled variants come in marigold and cobalt blue. They may also exist in other colors.

“Fruits & Flowers” bon bons contain eight panels that are on the outside of the foot portion of the piece. These panels start at the top of the foot and extend completely down and to the outer edge of the base.

Update – The footed bonbon is the most frequently seen item in Fruits & Flowers. Because it is stemmed, it is occasionally identified as a two-handled compote. Some of the amethyst bonbons are found with a plain exterior rather than basketweave and are more desirable. Aqua opal is a fairly common color in these bonbons. The bonbons were reproduced by Fenton in amethyst. As an example, blue unstippled bonbons sell for between \$90.00 & \$150.00, while the stippled blue bonbon would sell for somewhere around \$500.00.



Heart of America Carnival Glass Ass. Educational Series I
Copyright 1990

Color Photograph courtesy of Dave Doty

Waffle & Hobstar – An Imperial Basket

The “Waffle & Hobstar” basket is not listed in any of the Hartung books. It can be found in Presznick Book 2 – plate 286, and was named “Waffle & Hobstar” by the late Mrs. Presznick. This basket is somewhat larger than the regular “Waffle Block” basket. Waffle Block baskets are not only smaller (10 inches high) but they are also much more common. The “Waffle & Hobstar” is 13 inches high to the top of the handle. This handled basket is quite scarce. The few seen were of a good marigold color. In addition to the waffle type blocks that are found on the design of the “Waffle Block” pattern, “Waffle & Hobstar” also contains rows of daisy like figures or hobstars in its pattern make up.

Update – You won’t find this basket under this name. The name now used for this Imperial basket is “Hobstar & Waffle Block”. Colors known – Ice Green, Marigold, Smoke & Teal.

Millersburg – Isaac Benesch & Sons

By Bernice Thack



Millersburg, Isaac Benesch & Sons was the first piece of Millersburg that I had ever bought. This was probably 10 or 12 years ago. I had an antique shop & specialized in glass of all kind except for carnival glass. My husband Randy was interested in carnival glass, and that gave him something to look for when I was out hunting for victorian glass, art glass, depression glass, vintage Fenton, opalescent glass, flow blue, Royal Bayreuth, R.S. Prussia, and I just ran out of room, but you probably get the idea. I ended up even writing a book on Victorian Pickle Castors.



After we sold out the shop, I started selling on ebay and sold this advertising piece of Millersburg. Was always sorry, I sold it, so ended up buying one back along with the bon-bon several years later.

Millersburg made two shapes for Isaac Benesch & Sons, ruffled bowls & two handled bon-bons with the Holly pattern on the front, and the words Isaac Benesch 54th Anniversary on the back.

Both are fairly easy to find and won't cost you a whole lot of money. Bowls are only found in the amethyst color. There is a rare bowl that is missing the "s" in the word Benesch. I'm sure this was a mistake and was corrected so very few have been found. The bon-bon with the advertising is only found in the marigold color. *Bernice*



Air Capital members, Winfred & Lee Prier have the Golden Pioneer Museum near Branson Missouri. They have over 1000 pieces of carnival glass on display. If you are in the area, the museum operates only on donations. Please visit.

FREE MUSEUM

Visit:
Golden Pioneer Museum
Golden, Missouri

Located:

Intersection Hwy. 86 and J
Golden, Missouri
On Table Rock Lake between
Branson, MO and
Eureka Springs, AR

Ozark Mountain Country - #1 In Tourism In U.S.A.

VISIT THE GOLDEN PIONEER MUSEUM AND HISTORICAL CENTER INDIAN ARTIFACTS - LARGE MINERAL COLLECTION - VARIETY OF GLASS ITEMS - FIREARMS - WILDLIFE - PLUS...

- Worlds Largest Turquoise Carving, Carved In China From 68 Lbs. Nugget.
- Largest Double Terminated Single Quartz Crystal In World, 1250 Lbs.
- Giant Quartz Crystal Cluster Over 4,000 Lbs. Plus Many Smaller Groups.
- Petrified Tree Estimated To Be Over 1,000 Years Old, 7 Feet Tall.
- Hundreds Of Mineral Specimens From Around The World.
- Indian Artifacts, Including Over 10,000 Arrowheads And Spearpoints.
- 800 Pieces Of Pottery, Beads And Peacepipes.
- 35 Imagery Pictures Made From Arrowheads.
- Largest Collection Of Carnival Glass In The Central U.S. (Northwood).
- Colorful Displays Of Flo Blue, Custard, Vaseline, Black Amethyst Glassware.
- Beautiful Other Grouping Of: Art Glass, Toothpick Holders, Fenton, Miniature Shoes, Rose Bowls, Baskets, Kewpie Collection.
- Unique Old Gun And Ammo Collection, Coins, Plus Lunch Box Collection.
- Outstanding Baseball Card Collection, Elvis Collection.



OPEN April 1 to October 31
HOURS 10:30 am to 4:30 pm
Tuesday through Saturday
CLOSED Sunday & Monday

3 MUSEUMS IN ONE

TELEPHONE
Daytime: 417-271-3300
If no answer: 417-271-3457

Northwood's "Wreath of Roses" Bon-Bon



Heart of America Carnival Glass Association
Educational Series 1

Copyright 1990

Wreath of Roses Bon-Bon

This is a variant, Northwood's version of the "Wreath of Roses" bon-bon. It is sometimes called "Basket of Roses" and "Northwood's Rose Wreath" (the name recognized by most collectors). About a dozen of the purple bon-bons with the stippled background have been seen and, are scarce. The purple on below is unusual in that it has no stippling, just a plain background. The back pattern of this piece, like the stippled version, carries the Basketweave with an 'N'.



Air Capital Convention 2008 Educational Program by Jerry Kudlac



Jerry Kudlac
program
on Carnival
Glass Shards



Jerry Kudlac's program
can be found on
our website
at
www.aircapitalcarnivalglass.com



Air Capital Christmas Party





Carnival Glass Price Guide Information

David Doty's Guide to Classic Carnival Glass (Book) *

The book lists pattern descriptions with black and white photographs and prices for more than 1,000 patterns. Carnival Glass patterns are listed alphabetically and includes: Lettered Carnival, Vases, Decorated Carnival, Lighting (including candlesticks), Novelties, Hatpins, and Fakes. Prices are based on almost 90,000 auction prices paid in the past 10 years. Recent prices are shown as well as prices on scarce pieces which may be several years old. The author shows a range of prices; and explains that the extreme ranges may be due to variety in quality and or the degree of interest at an auction. The information is printed from Doty's website that is listed below.

The guide is 218 pages in a 8 1/2 x 11 format, spiral bound and convenient for traveling. Price is \$35 plus \$4 Priority mailing in the US. Cost of shipping to Canada is \$9 US, to the UK, \$12 US. Payment may be made to email address daviddoty@rca.com via Pay Pal or by check or money order to: *David Doty, 721 W. Buckingham Place, Chicago, ILL. 60657*

***NOTICE: This price guide is no longer available and will not be published in the future, 7/24/2006.**

David Doty's Carnival Glass Website

In addition same information as the printed guide, the website has 1600 pages with over 4000 color photographs and over 1100 patterns with up-to-date prices. The website is indexed by a number carnival glass features such as pattern, shape, motif, or maker. A search feature allows you to search the website. There are also special features such as: carnival links, photographs, contemporary and fake carnival glass. A popular site that had over 9.5 million hits last year. The website is provided free by Dave Doty, but is also supported by private and carnival glass club donations. www.ddoty.com

Mordini's 2008 Carnival Glass Auction Prices

This guide lists over 5000 items of carnival glass sold at major carnival glass auctions in the U.S. during the year 2008. Prices are listed alphabetically by pattern description and cross-referenced to the date of auction including auctioneer, seller and location of sale. Items selling over \$2000 are listed starting with the highest price and down. The price guide also lists carnival glass reference material, clubs & associations, conventions and auctioneers. The format is 8 1/2 x 5 1/2 inches, and convenient for easy reference and travel. The 2006 Guide is the 22nd annual publication of the auction price guide. Auction price guides from previous years may also be available. This guide is \$14 post paid in U.S. and is only available from the author. *Tom & Sharon Mordini, 36 N Mernitz, Freeport, IL 61032, Phone (815) 235-4407, or email tomordini@aol.com*

*The Bear Book – The Sixth Edition - Book

"The Sanctified Cross-Eyed Bear Price Trend Guide for Carnival Glass 1999-2003"

***NOTICE: This price guide is no longer available and will not be published in the future, 4/20/2006.**

Standard Encyclopedia of Carnival Glass – 2006 10th Edition

Bill Edwards and Mike Carwile

The tenth edition lists over 2,000 patterns alphabetically and illustrated with 1880 color photographs with descriptive sections on patterns, hatpins, grading information and salesmen's samples. Patterns are described in detail with important facts, colors, histories, and sizes. American and foreign companies are represented with brief biographies on companies such as Dugan, Fenton, Imperial, Northwood, Cambridge, Westmoreland, Fostoria, Heisey, McKee, Jeannette, and the U.S. Glass Company as well as old and new company trademarks. The bound-in price guide lists by patterns alphabetically with over 25,000 price listings, updated values, company names, sizes, and 10 different colors. Prices are based on author's extensive research of auction sales, shop, and private sales. The tenth edition format is 8 1/2 x 11 x 1 inch, hardbound with 384 pages. The book may be purchased from *Collector Books, P.O. Box 3009, Paducah, KY 42002-3009, postage not included or online at www.collectorbooks.com - ISBN #: 1-57432-486-1 Item # 6925.*

ACCGC

(Air Capital Carnival Glass Club) Policy Statement

Purpose and Goals

The Air Capital Carnival Glass Club is a non-profit organization devoted to the education and promotion of collecting Carnival Glass.

The ACCGC Newsletter and Web-site are a means to provide educational materials and to promote the collection of carnival glass. Membership in ACCGC includes a subscription to the ACCGC Newsletter that is published six times a year. The ACCGC Web-site is free to any individual interested in carnival glass.

Publication of Articles

Only members in good standing may submit copy for publication. All copy and photographs must be submitted to the Newsletter Editor who shall manage the selection and scheduling of the submitted copy for publication. (See section on Newsletter for contact and submission information.) All copy will be printed as submitted. Photographs, sketches and/or drawing may be cropped to meet space requirements, but not to alter its content. The Newsletter Editor is not responsible for misspelling, grammatical, or technical errors, etc. Articles will be arranged to fit the Newsletter and/or Web-site format and may or may not appear the same. Articles may be rejected, if Newsletter Editor or ACCGC President considers the article content, photographs, or drawings, etc. not to be appropriate or consistent with club goals and objectives. The Newsletter Editor and Webmaster shall select articles from the Newsletter for publication on the Web-site.

ACCGC and Officers are not responsible for accuracy, opinions expressed or implied by the contributors, or any outcomes resulting from the use of the information contained in these articles.

Articles appearing in the ACCGC Newsletter or Web-site may not be reprinted without the permission of the ACCGC or author. All material on the Web-site is copyrighted and all rights are reserved.

Products, Services and Events

ACCGC provides a complementary listing of carnival glass products, services, organizations, and events as a resource for information only. ACCGC does not benefit in any manner from these listings. ACCGC and Officers are not responsible for the sale or use of these products and services, or the accuracy and any outcomes resulting from the use of this information.

Carnival Glass Conventions & Auctions

January 7th, 2009
Jim Wroda Auction
5239 St. Rt. 49 S.
Greenville, Ohio
979-447-4905

www.jimwrodaauction.com

January 10th, 2009
Mickey Reichel Auction
1440 Ashley Road
Boonville, Missouri
660-882-5292

www.awk-shn.com

January 10th, 2009
Jon Lee Auction Service
1 Latham Circle, Mall
Latham, Latham New York
518-783-1221

January 21st - 24th, 2009
The Carnival Glass
Convention
Holiday Inn Resort
Punta Gorda Beach, Florida
888-206-2747

Jim Wroda Auction
Randy & Jackie Poucher
Collection

Jan. 28th - 31st, 2009
Tampa Bay Carnival
Glass Convention
300 Retta Espanade
Waterfront Hotel
Punta Gorda, Florida
1-800-525-1022
Remmen Auction

www.remmenauction.com

February 25th - 28th, 2009
Texas Carnival Glass Ass. Con.
The Hollow Hotel
West FWY
Dallas
972-296-1966
Remmen Auction
www.remmenauction.com

February 28th, 2009
Jim Wroda Auction Center
5239 St. Rt. 49 S.
Greenville, Ohio
Dan & Cheryl Gentry Coll.
979-447-4905

March 4th, - 7th 2009
San Diego/ S. California
Combined Clubs Convention
Country Suites Hotel
Ontario, California
Jim Seck Auction

March 21st, 2009
Jim Wroda Auction Center
5239 St. Rt. 49 S.
Greenville, Ohio
979-447-4905

April 22nd - 25th, 2009
Heart of America Convention
Embassy Suites
Kansas City, Missouri
1-800-816-891-7788
Jim Wroda Auction
John & Jeanette Rogers
Collection

April 29th - May 2nd, 2009
Keystone Carnival Glass Club
Convention & Auction
Holiday Inn West
Harrisburg City, PA.
717-774-2721
Jim Wroda Auction
Keith & Nola Schmoker
Collection

June 18th - 20th, 2009
American Carnival Glass
Convention & Auction
Holiday Inn
Greenville, North Carolina
Remmen Auction

October 14th - 17th, 2009
Air Capital Carnival Glass
Convention & Auction